

P 1000

Primer



- **1 K Moisture Barrier**
- **Fast Curing**
- **Solvent Free**
- **95% rH Blocking**
- **No Mixing Required**
- **Zero VOC**

Product Description

Moisture Barrier P1000 is a versatile, single-component polyurethane primer designed as a roll-on moisture membrane to reduce vapor transmission on both absorbent and non-absorbent subfloors, including gypsum-based underlayment. In addition to serving as an anti-dust agent, surface consolidator, and Damp-Proof Membrane (DPM) for cement, it provides effective anti-dust treatment for anhydrite and heated subfloors. This polyurethane reactive primer is fully compatible with the entire Forteko system

Specifications

Raw Material Base	Polyurethane resin
Type	1 K polyurethane roller applied penetrating moisture barrier
Color	Brown Liquid
Odor	None
VOC Content	0 g/l US regulatory
Working Time	Approx. 30-60 minutes (depending on humidity)
Product Coverage	1000 sq. ft. a Bottle
Cleaning Agent	Mineral spirits on a clean white cloth or other specific products
Shelf Life	18 months in unopened container at 70°F / 21°C, not below 40°F / 5°C
Freeze/thaw stable	Yes
Unit Size	2.5 gal
Unit Weight	25.6 lbs. ea.
Dry Time	2-4 hours depending on humidity and temps; Should be dry to the touch no oil feeling
rH Blocking	95% rH Blocking with 2 coats Primer



Directions for Use

1. Subfloor Preparation: Clean the subfloor thoroughly, removing all oil, grease, wax, paint, or other contaminants. Ensure the subfloor is crack-free. Concrete must be porous (according to per ASTM F3191) so P1000 can penetrate.

2. Moisture Test Subfloor: For concrete floors ensure concrete is under 98% rH with no hydrostatic pressure. **Do not apply on any concrete with hydrostatic pressure. For projects with radiant heat P1000 works up to 85% rH.

3a. Application of Moisture Barrier P1000 - Wood: Apply a single coat of P1000 with a 6mm or 8 mm roller. Distribute evenly, using approximately 2.5g to 1000sq. ft. to form a thin, uniform film. Avoid pooling, as this can delay drying and affect adhesive performance.

3b. Application of Moisture Barrier P1000 - Concrete: Application of Moisture Barrier P1000 - Concrete: Apply two coats of P1000 with a 6mm or 8 mm roller. Distribute evenly, using approximately 2.5g to 1000sq. ft. to form a thin, uniform film. Avoid pooling, as this can delay drying and affecting adhesive performance. Coats should go perpendicular to each other for best coverage. *Only use on slabs that are cured (30-60 days)

4. Bonding Process: Begin bonding (applying adhesive) 3-5 hours after applying P1000, but no later 5 days. Use only reactive adhesives, such as Forteko Trowel Glue T200 or Forteko Sausage Glue S30. If over 5 days, lightly buff for proper adhesion.

5. Product Handling: Do not return leftover product to the original container. Dispose of excess material responsibly.

Gypcrete Usage For gypcrete P1000 primer can be applied, we suggest conducting a test to determine if a second coat is necessary for additional reinforcement. We recommend testing because gypcrete can be quite porous, which may require extra strengthening, and the installed psi could be lower than the specified value. We require 3 tests on gypcrete prior to using primer and glue on gypcrete.







Important Information Temperature and Humidity Conditions: Ensure the floor temperature is at least +15°C (59°F) and the room temperature is at least +18°C (65°F). Maintain room humidity between 40% and 65%, with a maximum of 75%. The provided guidelines are based on conditions of approximately 20°C (69°F) and 50% relative humidity. **Compatibility and Restrictions:** Do not apply P1000 on floor coverings such as PVC, CV, rubber, or linoleum. **Humidity and Application Quantities:** Low humidity or excessive application quantities may extend the drying time of the primer. Confirm the surface is no longer tacky before proceeding with additional work.

Technical Data Usage Notes: Use only Forteko adhesives, such as Trowel Glue T200 or Sausage Glue S30. Always wear appropriate personal protective equipment. Ensure the product temperature is 20°C (68°F) before application.

Appearance	Brown Liquid
Viscosity	(@20°C): 20-25
Coverage	800-1000 sq. ft. per can
Dry Time Before Walking	1-2 hours
Time Required for Laying	1-2 hours
Final Hardening	1-2 days
Application Temperature	+15°C (59°F) to +25°C (77°F)

Application Tools	Brown Liquid
Tool Cleaning	(@20°C): 20-25
Product Removal	98% moisture blocking
Storage	1-2 hours
Disposal	1-2 hours
Packaging	1-2 days

Trowel Notch Sizes

					rH Blocking	
Space Depth	Space Width	Arc Width	Angle			
 Trowel 1	3/16"	1/2"	1/4"	65°	Up to 85%	V-Notch
 Trowel 2	1/4"	1/2"	1/4"	65°	Up to 95%	V-Notch

Disclaimer: Forteko LLC strives to provide accurate and reliable information; however, individual applications may vary. It is the user's responsibility to ensure the product is suitable for their specific use. Always refer to the most recent version of the Technical Data Sheet for up-to-date information. Technical Data Sheets are available at www.forteko.com. For technical support, please contact 208.982.5749 or email help@forteko.com.

Forteko LLC makes no express or implied warranties, including but not limited to warranties of merchantability or fitness for a particular purpose. The buyer's remedies are limited to replacement of the product or a refund of the purchase price. The manufacturer assumes no liability for injury, incidental, or consequential damages.

All product information and recommendations are provided as general guidelines and do not constitute a guarantee of performance. The user is solely responsible for determining the suitability of the product for their application and for ensuring proper usage. If there is any uncertainty, we strongly recommend conducting a preliminary onsite test.

Forteko always recommends testing the product on the intended substrate and flooring to confirm compatibility and proper adhesion within your specific environment. Preliminary testing helps prevent application issues and ensures long-term performance without failure.

